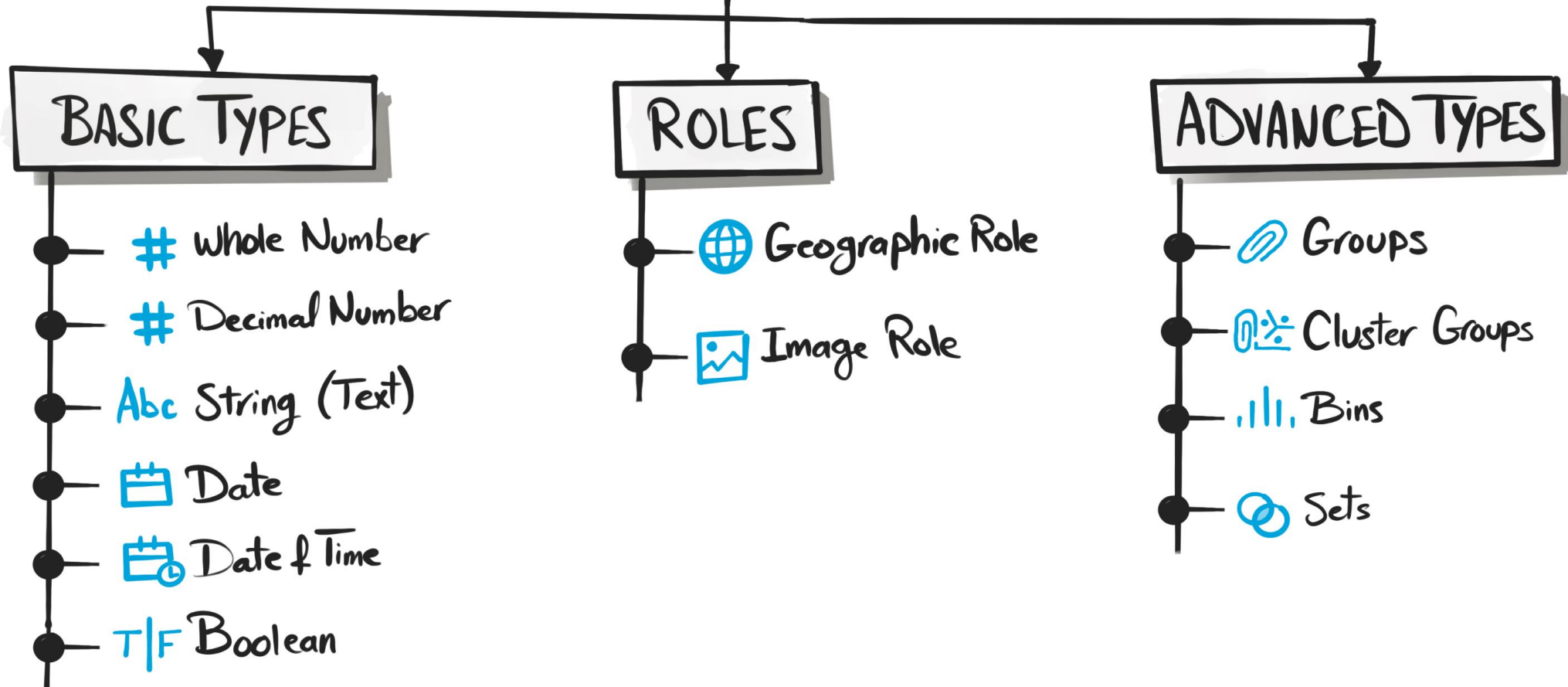




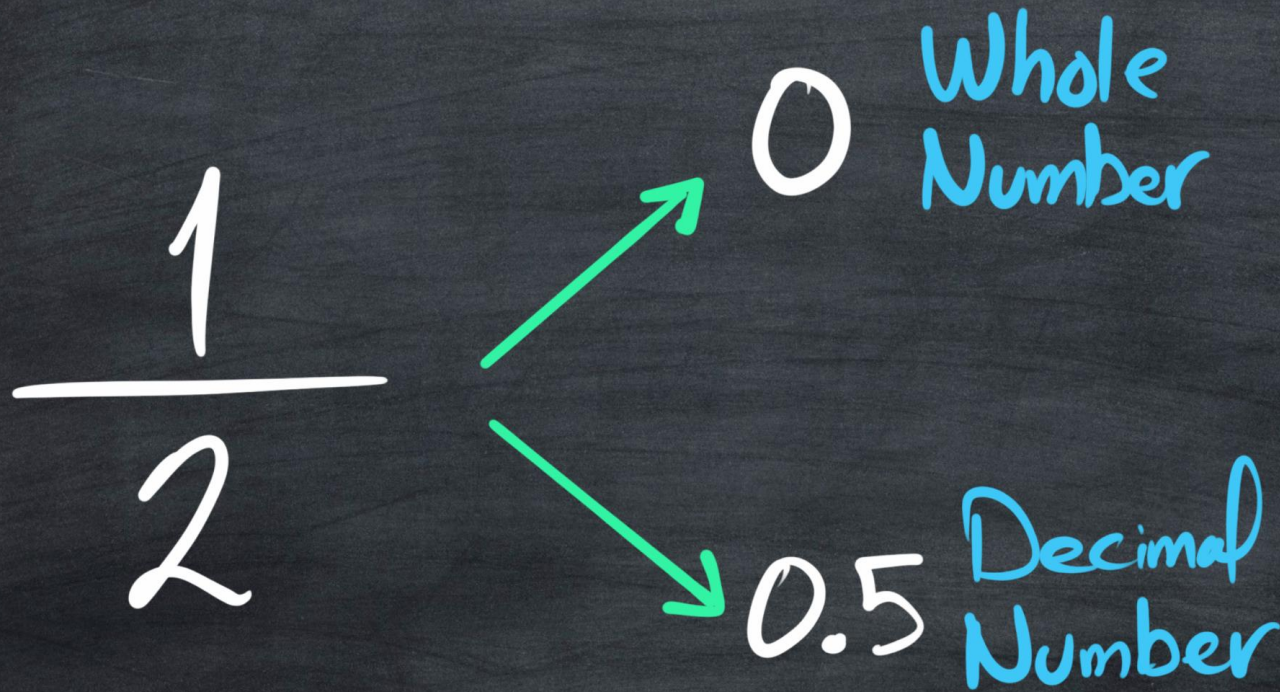
tableau DATA TYPES



BASIC TYPES

●	# Number (Whole)	1234
●	# Number (Decimal)	35.98
●	Abe String (Text)	Hello World!
●	 Date	20/08/2025
●	 Date & Time	20/08/2025 18:20:58
●	T/F Boolean	TRUE, FALSE

#



Abc

A B x s 1 3 5 \$?
White
Space

Abc

A B x 5 1 3 5 \$?White
Space



DATE

2025 - 08 - 20

YYYY - MM - dd

DATE FORMAT





DATE

2025 - 08 - 20

YYYY - MM - dd

DATE FORMAT

TIME


18 : 48 : 53

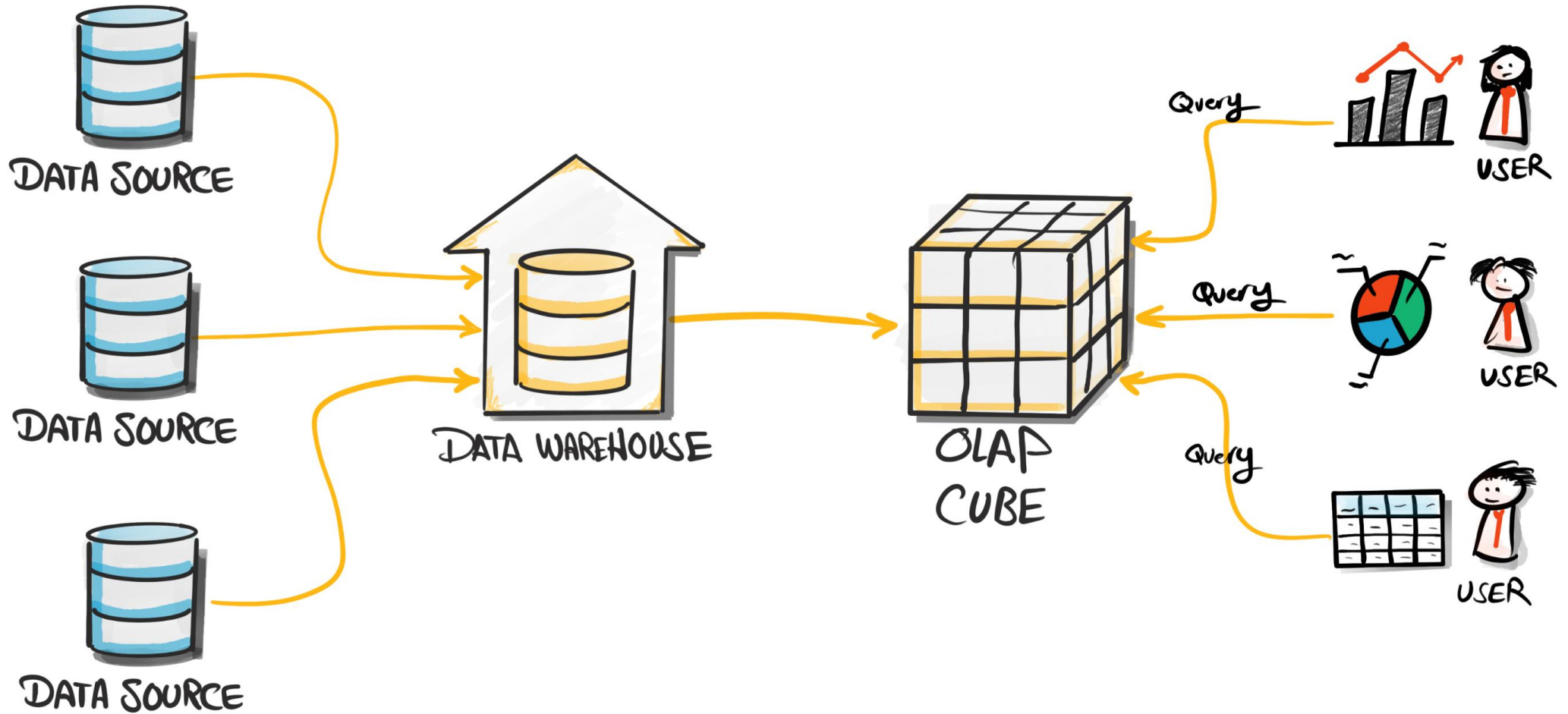
HH : MM : SS

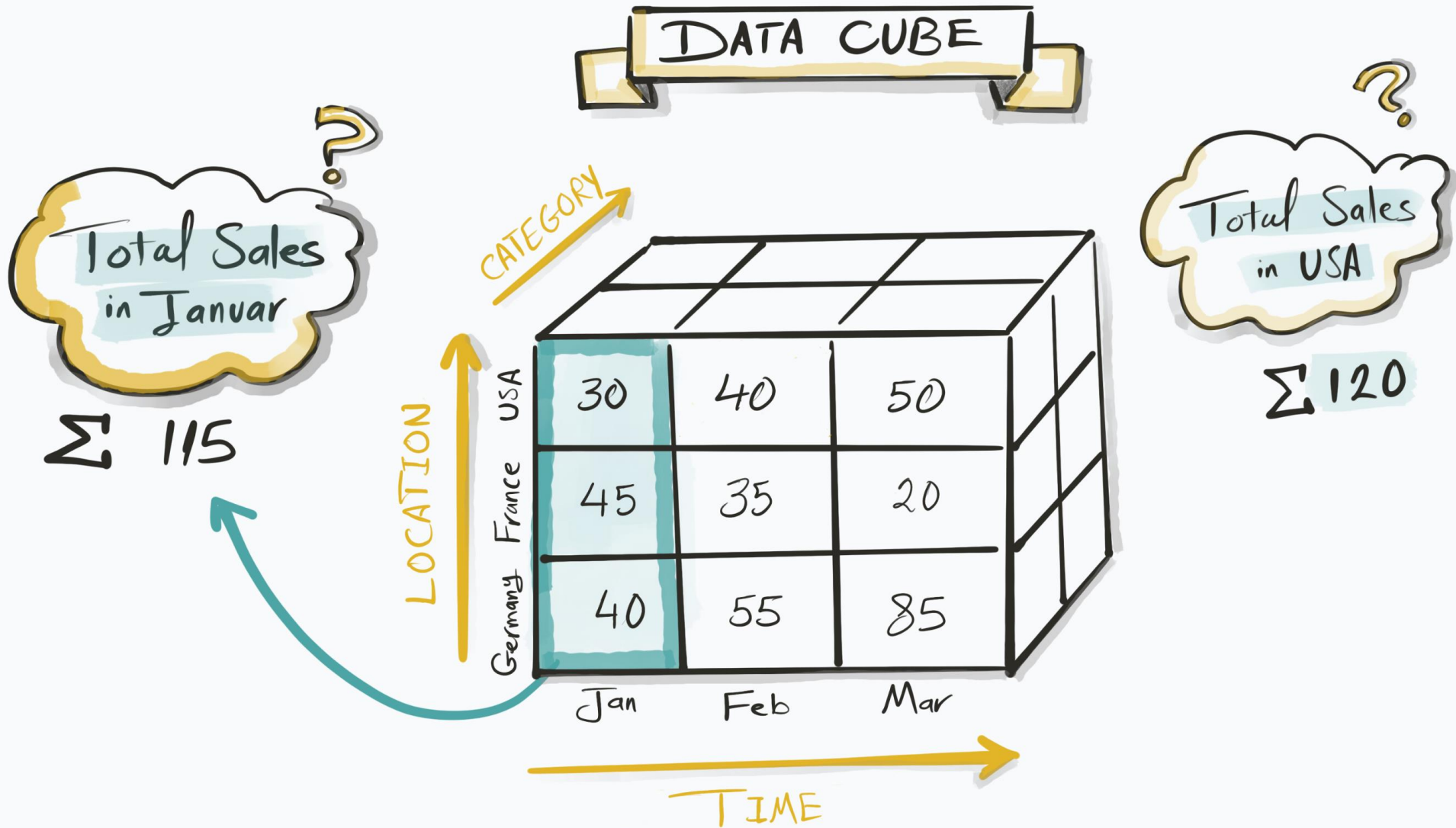
TIME FORMAT

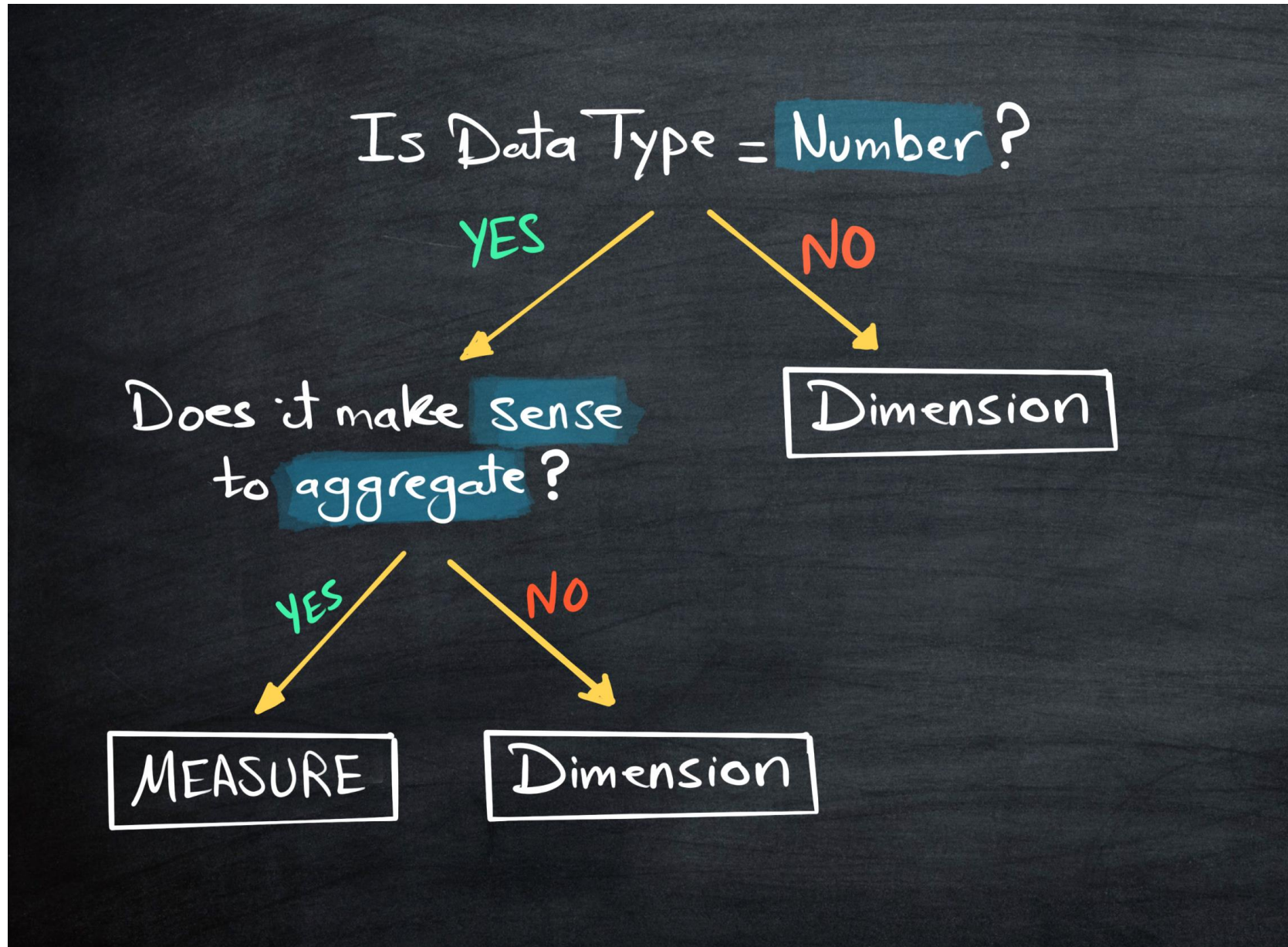



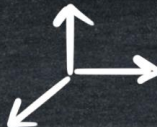

T/F









 tableau	<u>Dimensions</u> 	<u>Measures</u> 
<u>Definition</u>	Descriptive Values	Quantitative Values
<u>Example</u>	Category, Country, ID	Sales, Profit, Quantity
<u>Aggregation</u>	Can Not be aggregated	Aggregable [SUM, AVG, MIN, MAX]
<u>Data Types</u>	[String, Date, Boolean, Number] <small>Abc ☞ TIF #</small>	[Number] <small>#</small>
<u>Role of Analysis</u>	Filtering, Grouping, Organising Data	Calculations & Numerical Analysis
<u>Granularity</u>	LOD: Level of Details	Determine Quantity being Measured

Discrete

11
Values

0
1
2
3
4
5
6
7
8
9
10

Continuous

∞
Values

1
1.11
1.12
1.13
1.14
1.15
:
:
:
2

Discrete


Filter-Category

- All
- Art
- Copiers
- Storage
- Tables
- ~~~~

Distinct
Values


Continuous

Filter-Date



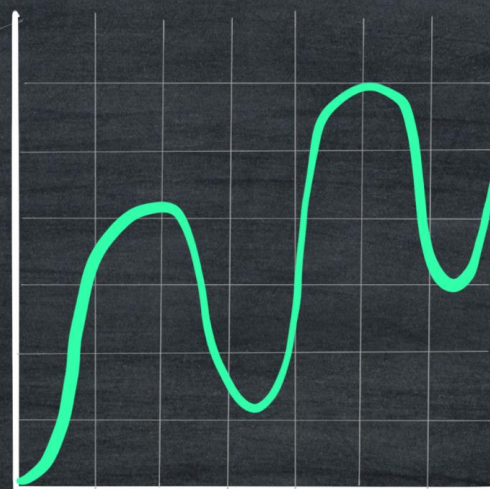
Discrete

Disconnected & Separated
Values



Continuous

Connected & unbroken chain
of Values



Discrete

Many Sorting options

- Ascending
- Descending
- Data Source order
- Alphabetic
- Field
- Manual
- Nested

Continuous

Limited Sorting Options

- Ascending
 - Descending
- 

Discrete

Purpose:

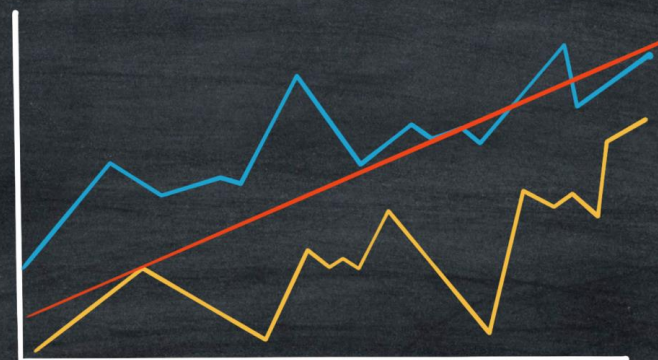
Deep Dive Analysis










Continuous

Purpose:

Big Picture Analysis



Discrete vs Continuous

 tableau	Discrete	Continuous
Definition	Disconnected values 	Connected values 
Example	[0, 1, 2, 3, 4, 5, 6, 7, 8, 9, 10]	[1, 1.11, 1.12, 1.13, 1.14, ..., 2] ∞
Colors	Blue Pill 	Green Pill 
Filters	Distinct values 	Range value 
Views	Header	Axis
Sorting	Many Sorting options	Limited Sorting options
Purpose	Specific Scenario Deep Dive	Big Picture Trends Analysis



Data Types

Dimension/Measure vs Discrete/Continuous

ORDERS

ID	Name	Order
~	~	~
~	~	~

String
Abc

Discrete Dimension

Boolean
T/F

Discrete Dimension

Date


Discrete Dimension

Continuous Dimension

Number
#

Discrete Dimension

More Common

Continuous Dimension

Less Common

Discrete Measure

Continuous Measure

More Common